
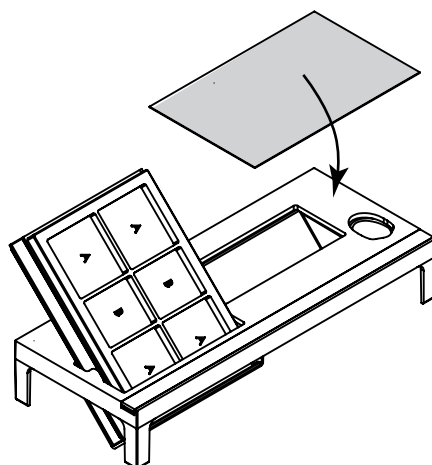


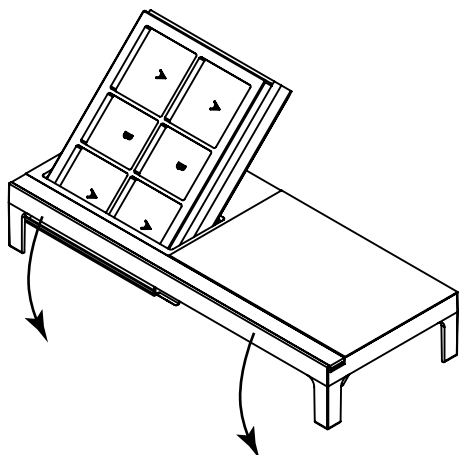
- 1 REMOVE THE VISUAL PLUG FROM THE GRID.



- 2 PLACE THE NEW VISUAL PLUG ON THE GRID.



- 3 PLACE THE GRID INTO IT PLACE IN THE DRAWER.



## POS COMPOSITION FOR PROPER RECYCLING

